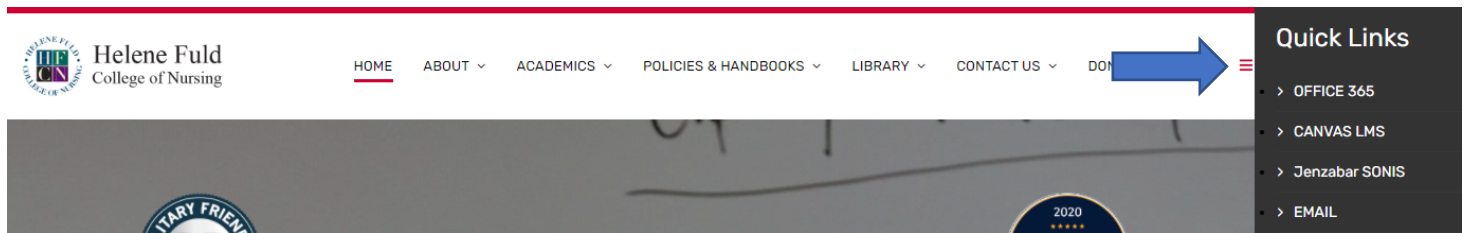
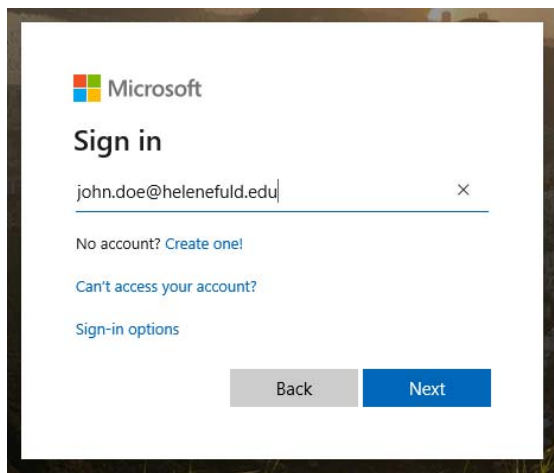


## Helene Fuld College of Nursing (HFCN) – How to access Microsoft Office 365 (O365)

First, go to [www.helenefuld.edu](http://www.helenefuld.edu) and click on the **Quick Links**  action menu. Then click on **OFFICE 365**



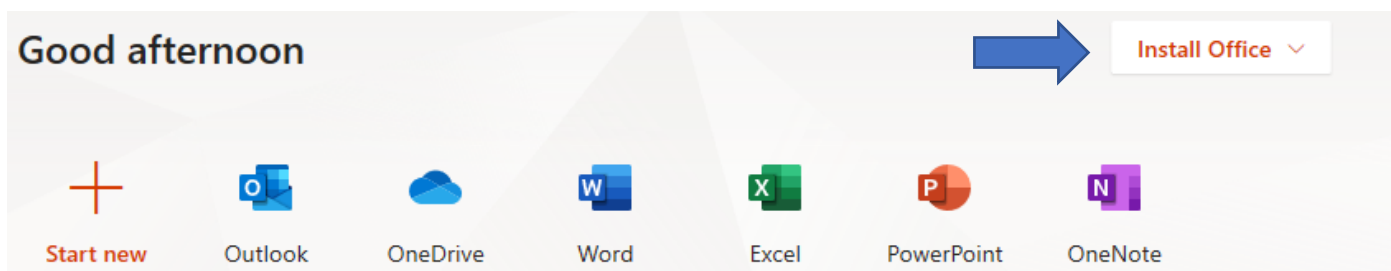
Sign in using your HFCN O365 credentials (If you do not have your credentials, please contact the IT Department at [support@helenefuld.edu](mailto:support@helenefuld.edu)):



Helene Fuld College of Nursing is providing Microsoft Office to every student free of charge. This means the latest version of the full Office productivity suite, including Word, Excel, PowerPoint, and more available for offline and online use to best prepare you for class. As long as you're a student at Helene Fuld College of Nursing, and the program continues, you'll be able to use this software for free.

- Install on up to 5 compatible PCs and Macs, plus 5 tablets (including iPad!)
- Use with OneDrive for automatic device syncing
- Gain valuable skills on the world's most popular productivity software
- Use the same programs as your professors to ensure full file fidelity

To install Microsoft Office on your devices, click on **Install Office**



If you need assistance, please contact HFCN's IT Department at [support@helenefuld.edu](mailto:support@helenefuld.edu)

### Other related resources:

- [HFCN's Distance Learning webpage](#)